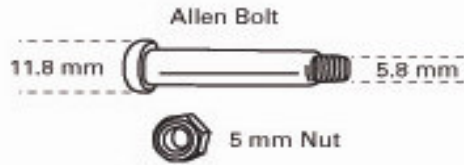





Dune Spare Parts Spec Sheet



A  (28)
45 mm Bolt Kit
138949

B  (16)
43 mm Bolt Kit
138951


C  (12)
33 mm bolt kit
138954

D  (20)
27 mm bolt kit
138955

E  (4)
Philips Foot Bolt 43 mm
138717

F  (4)
Cap Screw 15 mm
138709

G  (12)
Loop Pad Screw 8 mm
138715

H  (44)
Bearing 138722

I  (88)
Washer 138723


Bearing and washer kit 138956

J  (4)
Latch Leg Extender (4)
Black 141011

K  (1)
Center Junction (1)
Black 138725

L  (4)
Triangular Ceiling Joint (4)
Black 138739

M  (4)
Ceiling Joint (4)
Black 138742

N  (4)
Nylon Cap (4)
Black 138746

O  (4)
Latch Slider (4)
Black 141012

P  (4)
Square Foot (4) Black 138762

Q  (40)
Hex Tube Cap (40)
Black 138767


R  (16)
Round Tube Cap (16)
Black 138771

S  (12)
Hex Tube Sleeve (12)
Black 138775

T  (12)
Round Tube Sleeve (12)
Black 138779

U  (64)
Tube Plug (64)
Black 138783

V  (4)
Square Leg Sleeve (4)
Black 138788

W  (4)
Loop Pad (4) 138790



Dune Spare Parts Spec Sheet


Accessory:
Stakes 132459
Screen/Wall Panel Kit 141013



Canopy Cover (1)
141014



Wheeled Bag (1)
141015



Z Square Inner Leg 21 x 21 x 1140 mm Black 141016 (4)

A' Square Outer Leg 25 x 25 x 1172 mm Black 141017 (4)

B' Oval Higher Ceiling 12 x 23 x 1086 mm Black 141018 (4)

C' Oval Ceiling Support 12 x 23 x 600 mm Black 141019 (4)

D' Oval Lower Ceiling 12 x 23 x 1108 mm Black 141020 (4)

Oval Eaves Assembly 12 x 23 x 1000 mm; 9.5 x 17 x 500 mm Black 141021 (4)